


DEEP BLUE 3.0 Pro

Mono

610W MBB Bifacial Mono PERC
Half-cell Double Glass Module
JAM78D30 585-610/GB Series

Introduction

Assembled with 11BB bifacial PERCIUM cells and gapless ribbon connection technology, these double glass modules have the capability of converting the incident light from the rear side together with the front side into electricity, providing higher output power, lower temperature coefficient, less shading loss, as well as enhanced tolerance for mechanical loading.



Higher output power



More reliable, more stable power generation



Less shading effect

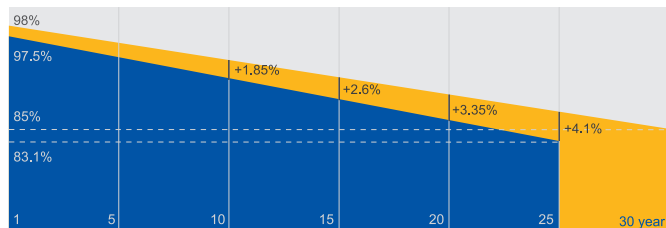


Lower temperature coefficient

Superior Warranty

- 12-year product warranty
- 30-year linear power output warranty

0.45% Annual Degradation Over 30 years



■ Bifacial double glass module linear power warranty

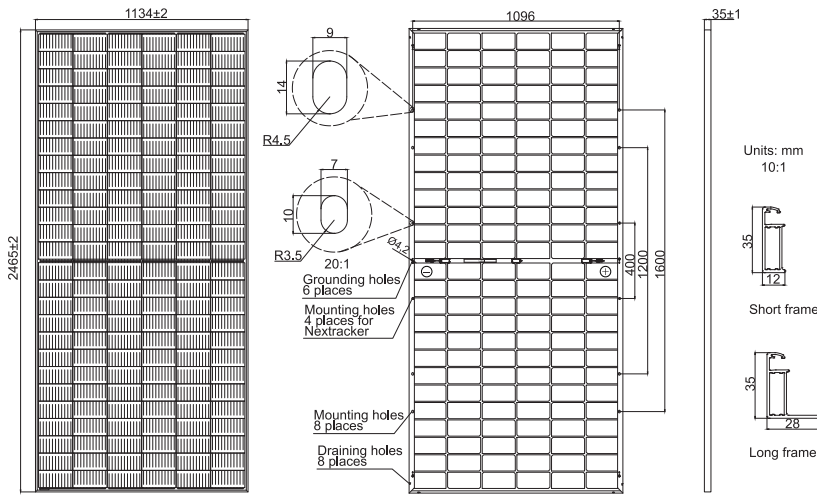
■ Standard module linear power warranty

Comprehensive Certificates

- IEC 61215, IEC 61730, UL 61215, UL 61730
- ISO 9001: 2015 Quality management systems
- ISO 14001: 2015 Environmental management systems
- ISO 45001: 2018 Occupational health and safety management systems
- IEC 62941: 2019 Terrestrial photovoltaic (PV) modules - Quality system for PV module manufacturing



MECHANICAL DIAGRAMS



Remark: customized frame color and cable length available upon request

SPECIFICATIONS

Cell	Mono
Weight	34.6kg
Dimensions	2465±2mm×1134±2mm×35±1mm
Cable Cross Section Size	4mm ² (IEC), 12 AWG(UL)
No. of cells	156(6×26)
Junction Box	IP68, 3 diodes
Connector	QC 4.10-351/ MC4-EVO2A
Cable Length (Including Connector)	Portrait: 200mm(+)/300mm(-); 800mm(+)/800mm(-)(Leapfrog) Landscape: 1500mm(+)/1500mm(-)
Front Glass/Back Glass	2.0mm/2.0mm
Packaging Configuration	31pcs/Pallet 496pcs/40HQ Container

ELECTRICAL PARAMETERS AT STC

TYPE	JAM78D30 -585/GB	JAM78D30 -590/GB	JAM78D30 -595/GB	JAM78D30 -600/GB	JAM78D30 -605/GB	JAM78D30 -610/GB
Rated Maximum Power(Pmax) [W]	585	590	595	600	605	610
Open Circuit Voltage(Voc) [V]	53.20	53.30	53.40	53.50	53.61	53.73
Maximum Power Voltage(Vmp) [V]	44.56	44.80	45.05	45.30	45.53	45.77
Short Circuit Current(Isc) [A]	13.88	13.93	13.98	14.03	14.08	14.13
Maximum Power Current(Imp) [A]	13.13	13.17	13.21	13.25	13.29	13.33
Module Efficiency [%]	20.9	21.1	21.3	21.5	21.6	21.8
Power Tolerance	0~+5W					
Temperature Coefficient of Isc(α _{Isc})	+0.045%/°C					
Temperature Coefficient of Voc(β _{Voc})	-0.275%/°C					
Temperature Coefficient of Pmax(γ _{Pmp})	-0.350%/°C					
STC	Irradiance 1000W/m ² , cell temperature 25°C, AM1.5G					

Remark: Electrical data in this catalog do not refer to a single module and they are not part of the offer.They only serve for comparison among different module types.

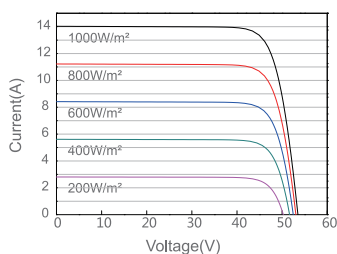
ELECTRICAL CHARACTERISTICS WITH 10% SOLAR IRRADIATION RATIO

OPERATING CONDITIONS

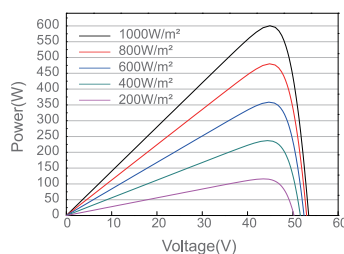
TYPE	JAM78D30 -585/GB	JAM78D30 -590/GB	JAM78D30 -595/GB	JAM78D30 -600/GB	JAM78D30 -605/GB	JAM78D30 -610/GB	Maximum System Voltage	1500V DC
Rated Max Power(Pmax) [W]	626	631	637	642	647	653	Operating Temperature	-40°C~+85°C
Open Circuit Voltage(Voc) [V]	53.25	53.35	53.45	53.55	53.66	53.78	Maximum Series Fuse Rating	30A
Max Power Voltage(Vmp) [V]	44.55	44.80	45.04	45.28	45.52	45.76	Maximum Static Load,Front*	5400Pa(112 lb/ft ²)
Short Circuit Current(Isc) [A]	14.85	14.91	14.96	15.01	15.07	15.12	Maximum Static Load,Back*	2400Pa(50 lb/ft ²)
Max Power Current(Imp) [A]	14.05	14.09	14.13	14.18	14.22	14.26	NOCT	45±2°C
*For Nextrack installations, maximum static load please take compatibility approve letter between JA Solar and Nextrack for reference. **Bifaciality=Pmax,rear/Rated Pmax,front							Bifaciality**	70%±10%
							Fire Performance	UL Type 29

CHARACTERISTICS

Current-Voltage Curve JAM78D30-600/GB



Power-Voltage Curve JAM78D30-600/GB



Current-Voltage Curve JAM78D30-600/GB

