

625W 

MB
Series



Higher power generation better LCOE



n-type with very Lower LID



Better low irradiance response



Better Temperature Coefficient



12-year product warranty



30-year linear power output warranty

**n-type Bifacial Double Glass
High Efficiency Mono Module
JAM78D40 MB**

600-625

Comprehensive Certificates

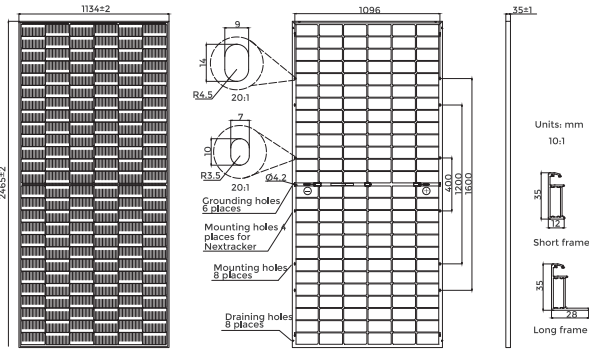
- IEC 61215, IEC 61730
- ISO 9001: 2015 Quality management systems
- ISO 14001: 2015 Environmental management systems
- ISO 45001: 2018 Occupational health and safety management systems
- IEC 62941: 2019 Terrestrial photovoltaic (PV) modules - Quality system for PV module manufacturing





625W 600-625 MB Series

JAM78D40



Remark: customized frame color and cable length available upon request

Cell	Mono-16BB
Weight	34.6kg
Dimensions	2465±2mm×1134±2mm×35±1mm
Cable Cross Section Size	4mm ² (IEC), 12 AWG(UL)
No. of cells	156(6×26)
Junction Box	IP68, 3 diodes
Connector	QC 4.10-35I/ MC4-EVO2A
Cable Length (Including Connector)	Portrait: 300mm(+)/400mm(-); 800mm(+)/800mm(-)(Leapfrog) Landscape: 1500mm(+)/1500mm(-)
Front Glass/Back Glass	2.0mm/2.0mm
Packaging Configuration	31pcs/Pallet, 496pcs/40HQ Container

ELECTRICAL PARAMETERS AT STC

TYPE	JAM78D40 -600/MB	JAM78D40 -605/MB	JAM78D40 -610/MB	JAM78D40 -615/MB	JAM78D40 -620/MB	JAM78D40 -625/MB
Rated Maximum Power(Pmax) [W]	600	605	610	615	620	625
Open Circuit Voltage(Voc) [V]	55.18	55.38	55.59	55.79	55.99	56.18
Maximum Power Voltage(Vmp) [V]	46.66	46.86	47.05	47.24	47.43	47.61
Short Circuit Current(Isc) [A]	13.54	13.59	13.64	13.69	13.74	13.79
Maximum Power Current(Imp) [A]	12.86	12.91	12.97	13.02	13.07	13.13
Module Efficiency [%]	21.5	21.6	21.8	22.0	22.2	22.4
Power Tolerance	0~+5W					
Temperature Coefficient of Isc(α _{Isc})	+0.046%/°C					
Temperature Coefficient of Voc(β _{Voc})	-0.260%/°C					
Temperature Coefficient of Pmax(γ _{Pmp})	-0.300%/°C					
STC	Irradiance 1000W/m ² , cell temperature 25°C, AM1.5G					

Remark: Electrical data in this catalog do not refer to a single module and they are not part of the offer. They only serve for comparison among different module types.

ELECTRICAL CHARACTERISTICS WITH 10% SOLAR IRRADIATION RATIO

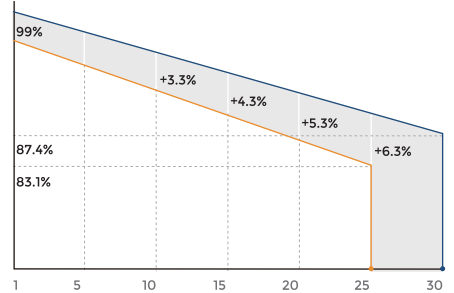
TYPE	JAM78D40 -600/MB	JAM78D40 -605/MB	JAM78D40 -610/MB	JAM78D40 -615/MB	JAM78D40 -620/MB	JAM78D40 -625/MB
Rated Max Power(Pmax) [W]	648	653	659	664	670	675
Open Circuit Voltage(Voc) [V]	55.18	55.38	55.59	55.79	55.99	56.18
Max Power Voltage(Vmp) [V]	46.66	46.86	47.05	47.24	47.43	47.61
Short Circuit Current(Isc) [A]	14.62	14.68	14.73	14.79	14.84	14.89
Max Power Current(Imp) [A]	13.89	13.95	14.00	14.06	14.12	14.18
Irradiation Ratio (rear/front)	10%					

*For Nexttracker installations, maximum static load please take compatibility approve letter between JA Solar and Nexttracker for reference.
 **Bifaciality=Pmax,rear/Rated Pmax,front

CHARACTERISTICS

SUPERIOR WARRANTY

1% 1st-year Degradation
 0.4% Annual Degradation Over 30 years

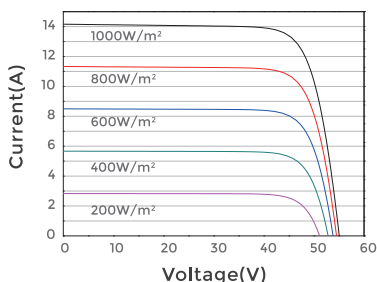


- n-type Bifacial Double Glass Module Linear Performance Warranty
- Standard Module Linear Performance Warranty

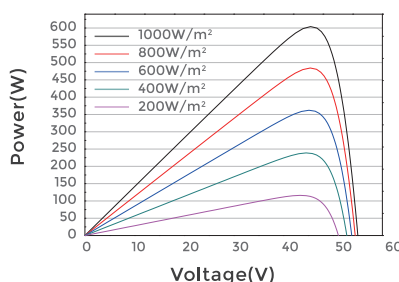
OPERATING CONDITIONS

Maximum System Voltage	1500V DC
Operating Temperature	-40°C~+85°C
Maximum Series Fuse Rating	30A
Maximum Static Load,Front*	5400Pa(112 lb/ft ²)
Maximum Static Load,Back*	2400Pa(50 lb/ft ²)
NOCT	45±2°C
Bifaciality**	80%±10%
Fire Performance	UL Type 29

Current-Voltage Curve **JAM78D40-610/MB**



Power-Voltage Curve **JAM78D40-610/MB**



Current-Voltage Curve **JAM78D40-610/MB**

