

# Tiger N-Type 66TR

## 390-410 Watt

### MONO-FACIAL MODULE

#### N-Type

Positive power tolerance of 0~+3%


IEC 61215(2016), IEC 61730(2016)

ISO 9001:2015: Quality Management System

ISO 14001:2015: Environment Management System

ISO 45001:2018

Occupational health and safety management systems



Tiling Ribbon Technology

## Key Features



#### Multi Busbar Technology

Better light trapping and current collection to improve module power output and reliability.



#### Hot 2.0 Technology

The N-type module with Hot 2.0 technology has better reliability and lower LID/LETD.



#### PID Resistance

Excellent Anti-PID performance guaranteed via optimized mass-production process and materials control.



#### Enhanced Mechanical Load

Certified to withstand: wind load (2400 Pascal) and snow load (5400 Pascal).



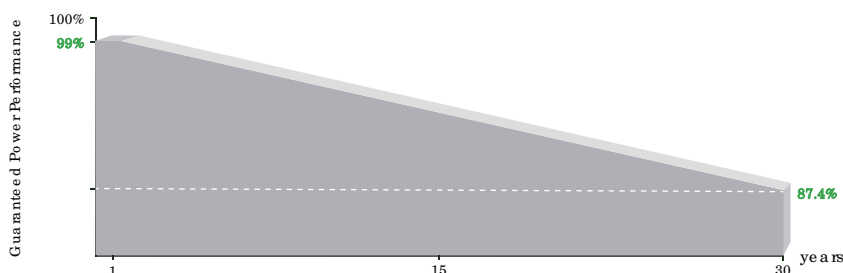
#### Durability Against Extreme Environmental Conditions

High salt mist and ammonia resistance.



POSITIVE QUALITY™  
Continuous Quality Assurance

## LINEAR PERFORMANCE WARRANTY

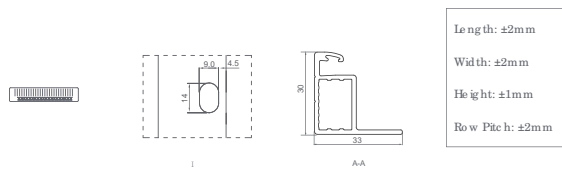
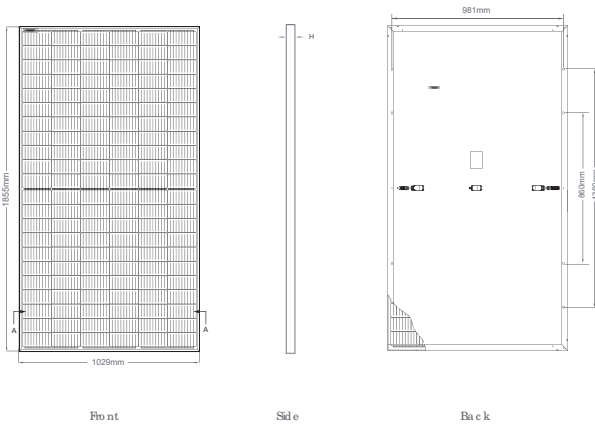


15 Year Product Warranty

30 Year Linear Power Warranty

0.4% Annual Degradation Over 30 years

## Engineering Drawings

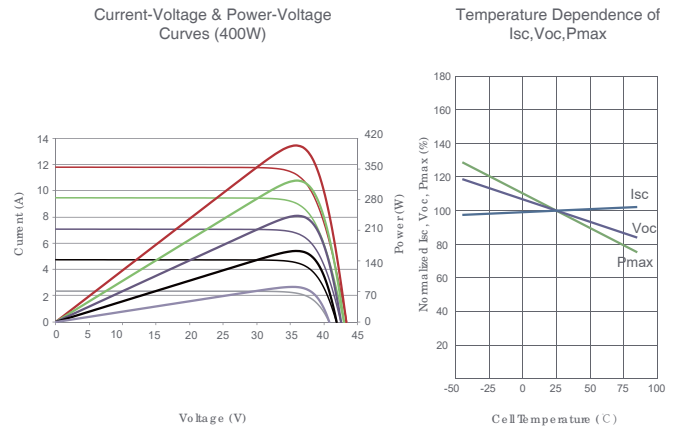


## Packaging Configuration

(Two pallets = One stack)

35pc s/pallets, 70pc s/stack, 840pc s/40'HQ Container

## Electric Performance & Temperature Dependence



## Mechanical Characteristics

Cell Type	N type Mono-crystalline
No. of cells	132 (2x66)
Dimensions	1855×1029×30mm (73.03×40.51×1.18 inch)
Weight	20.8kg (45.86 lbs)
Front Glass	3.2mm, Anti-Reflection Coating, High Transmission, Low Iron, Tempered Glass
Frame	Anodized Aluminium Alloy
Junction Box	IP68 Rated
Output Cables	TUV 1x4.0mm <sup>2</sup> (+): 290mm, (-): 145mm or Customized Length

## SPECIFICATIONS

Module Type	JKM390N-6RL3		JKM395N-6RL3		JKM400N-6RL3		JKM405N-6RL3		JKM410N-6RL3	
	JKM390N-6RL3-V		JKM395N-6RL3-V		JKM400N-6RL3-V		JKM405N-6RL3-V		JKM410N-6RL3-V	
	SIC	NOCT	SIC	NOCT	SIC	NOCT	SIC	NOCT	SIC	NOCT
Maximum Power (Pmax)	390Wp	291Wp	395Wp	295Wp	400Wp	298Wp	405Wp	302Wp	410Wp	306Wp
Maximum Power Voltage (Vmp)	36.11V	33.39V	36.18V	33.51V	36.24V	33.59V	36.33V	33.70V	36.42V	33.78V
Maximum Power Current (Imp)	10.80A	8.71A	10.92A	8.79A	11.04A	8.88A	11.15A	8.96A	11.26A	9.05A
Open-circuit Voltage (Voc)	44.88V	42.36V	45.07V	42.54V	45.25V	42.71V	45.44V	42.89V	45.62V	43.06V
Short-circuit Current (Isc)	11.53A	9.31A	11.63A	9.39A	11.73A	9.47A	11.84A	9.56A	11.95A	9.65A
Module Efficiency SIC (%)	20.43%		20.69%		20.96%		21.22%		21.48%	
Operating Temperature (°C)	-40 C ~ +85 C									
Maximum System Voltage	1000/1500VDC (IEC)									
Maximum Series Fuse Rating	20A									
Power Tolerance	0~+3%									
Temperature Coefficients of Pmax	-0.34%/C									
Temperature Coefficients of Voc	-0.28%/C									
Temperature Coefficients of Isc	0.048%/C									
Nominal Operating Cell Temperature (NOCT)	45±2 C									

\*SIC: Irradiance 1000W/m<sup>2</sup> Cell Temperature 25°C AM=1.5  
 NOCT: Irradiance 800W/m<sup>2</sup> Ambient Temperature 20°C AM=1.5 Wind Speed 1m/s